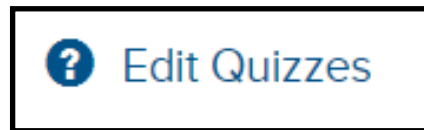


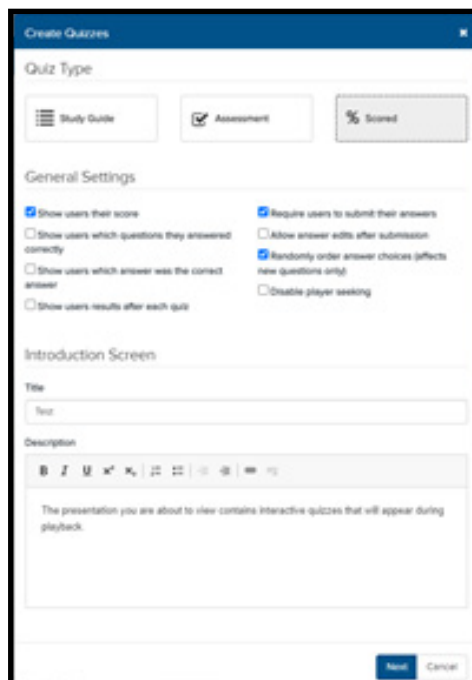
CREATING A QUIZ IN MEDIASITE

Mediasite allows you to upload presentation and add quizzes to the presentation. This allows instructors to assess what students are learning while watching a presentation. After uploading a presentation, to add a quiz:

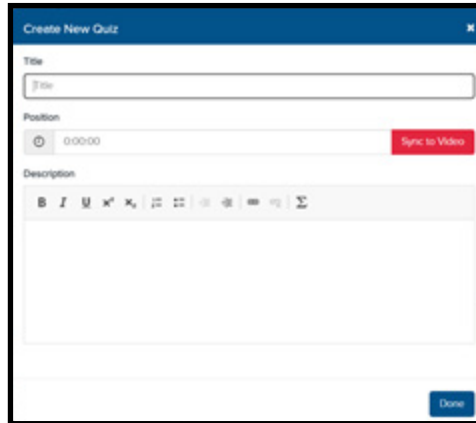
1. Navigate to the presentation in Mediasite.
2. Click **Edit Quizzes** on the right sidebar.



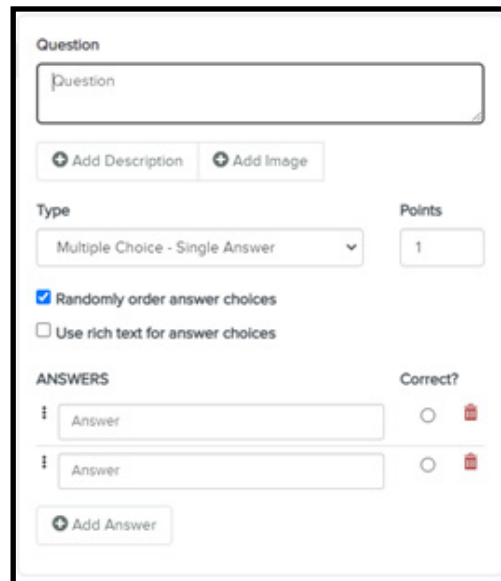
3. Choose the type of quiz you would like to attach. Each will adjust the **Settings** section.
 - a. Each quiz type has its benefits. However, if you would like to use it as a grade, click **Scored**.

A screenshot of a software window titled 'Create Quizzes'. The window has a blue header bar. Below the header, there are three buttons: 'Study Guide', 'Assessment', and 'Scored'. The 'Assessment' button is selected. Underneath, there is a 'General Settings' section with several checkboxes. 'Show users their score' and 'Require users to submit their answers' are checked. Other options include 'Show users which questions they answered correctly', 'Allow answer edits after submission', 'Show users which answer was the correct answer', 'Randomly order answer choices (affects new questions only)', and 'Show users results after each quiz'. Below this is an 'Introduction Screen' section with a 'Title' field containing the text 'Test' and a 'Description' field containing the text 'The presentation you are about to view contains interactive quizzes that will appear during playback.' At the bottom right of the window are 'Save' and 'Cancel' buttons.

4. Add a title, description and select **Next**.
5. On the new screen, click **+Quiz**.
6. Enter a Title, description, and the position (time) the quiz will appear when watching the video.



7. Under the newly created quiz, select **Add Question**.
8. Fill out the prompt with the appropriate information.



9. Repeat steps 7-8 until you have added all the questions for that section of the video.
10. Repeat steps 5-9 to add questions at additional quizzes to the video.
11. Select **Save** in top menu.

The quiz should now be ready to add to Canvas. Students will watch the video and complete the quizzes. If the presentation is added to an Assignment in Canvas, Mediasite will pass the result back to Canvas.